



User Manual for the SDU eVote System
For the Election of Personnel Administration Committee
Representatives from Full-Time Faculty full-time faculty members to fill the
vacant positions and Support Staff Year 2024
Monday, November 25, 2024, from 9:00 AM to 3:00 PM



Steps for Voting in the University Council Election

The voting process for the election of University Council Members from full-time faculty members to fill the vacant position in the year 2024 can be done through the SDU eVote system at <https://www.dusit.ac.th/evote>. The system is accessible via both computers and smartphones.

Step 1: Click "Vote" on the voting button (as shown in Image 1).



Image 1: Voting

Step 2: Log-in to the Election Voting System

Enter your username and identification ID number to access the SDU eVote online voting system. After that, click "Log in" (as shown in Image 2).

Image 2: Log-in Process for Voting

Step 3: Voting for the Personnel Management Committee from Representatives of Full-time Faculty Members and University Support Staff, 2024

Eligible voters can cast their vote for the Personnel Management Committee from the representatives of full-time faculty members and university support staff for the year 2024. To vote, click the checkbox next to the number of the candidate you wish to select. You may choose only one candidate. If you do not wish to vote for any candidate, select “Abstain from Voting.” Then, click the "Submit Vote" button (as shown in Image 3).

Fill out the ballot (Choose one person)			
Select	Number	Picture	Name
<input type="checkbox"/>	1		Assistant Professor Nootruddee Ruimai
<input type="checkbox"/>	2		Associate Professor Dr. Jira Jitsupa
<input type="checkbox"/>	3		Assistant Professor Dr. Khemapat Yenpiam
<input type="checkbox"/>	4		Assistant Professor Dr. Thiraporn Nakasathien
<input type="checkbox"/>	5		Assistant Professor Dr. Supasiri Boonprawes
<input type="checkbox"/>	6		Dr. Chanin Tuancha-em
<input type="checkbox"/>	No vote		









Fill out the ballot (Choose one person)			
Select	Number	Picture	Name
	1		Waive Right
<input type="checkbox"/>	2		Mrs. Sukjai Pangprasith
<input type="checkbox"/>	3		Mr. Pongpapab Narkwetch
<input type="checkbox"/>	4		Miss Thitiporn Potiwan
<input type="checkbox"/>	5		Miss Sujirat Parkobkit
<input type="checkbox"/>	6		Miss Nicharas Phatthirakiad
<input type="checkbox"/>	No vote		



Image 3: Voting for Eligible Candidates for the Personnel Management Committee from Representatives of Full-time Faculty Members and Representatives of University Support Staff, 2024.

Step 4: Confirm Your Vote

Once you have completed casting your vote, a notification will appear prompting you to confirm your vote again. If you wish to confirm your vote, click the "Confirm" button (as shown in Figure 4).



Confirm voting?

Please review and confirm your selection. Once you confirm, the system cannot make changes!



Image 4: Election Voting Confirmation

Step 5: Completing the Voting Process

Once your voting process is completed, a message saying "Thank you for participating in the election" will appear on the screen. Please note that you are allowed to vote only once (as shown in Image 5).

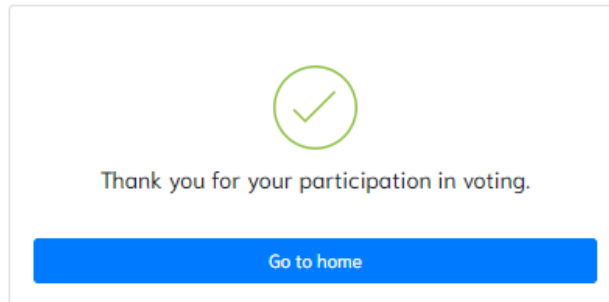


Image 5: Notification of completed voting

If you encounter any issues, please contact the Office of the Vice President for Information Technology. Call at 0 2244 5339, 5449.